



REAL PAINTER-D

Real Painter-D is a single color LED fixture providing facade lighting effect for architecture or other objects. It can wash the color for assigned area or landscape. Splendid lighting effects highlight the features and characteristics of objects to create special atmosphere there. It's applicable for locations such as, stage community, park, bridge, hotel, commercial building etc.

Real Painter-D is adopted specpure high-power and high-saturation LED without UV. The shell is made of High strength aluminum alloy and it has perfect heat dissipating design. Owing to bracket device on both ends, the fixture body can be rotated axially to adjust light angle for the best lighting effect. Besides, real painter-D has lots of virtues such as compact structure, tight sealing, shockproof and waterproof, which make the protection rating up to IP66. Moreover, by using sealed circular connector, the signals transmit smoothly.

Real Painter-D has 6 available colors: warm white, cold white, red, yellow and amber, meanwhile it is designed with 2 available lengths: 0.36M and 1M to meet different field installation requirements.

Real Painter-D has a separate driver PDA753, in which built-in a certified full voltage power supply. Working together with LiteMagic dedicated standalone or online controlling system, Real Painter-D can present 256 grey scale and effect controlling. Meanwhile, it is also compatible with the third party DMX512 controlling system.

Features:

- ◆ Slim and linear design.
- ◆ Rotatable brackets of fixture body on both ends make light angle adjustable
- ◆ Different fixture lengths, flexible installation.
- ◆ waterproof, protection rating is IP66
- ◆ Sealed circular connector, safe and reliable

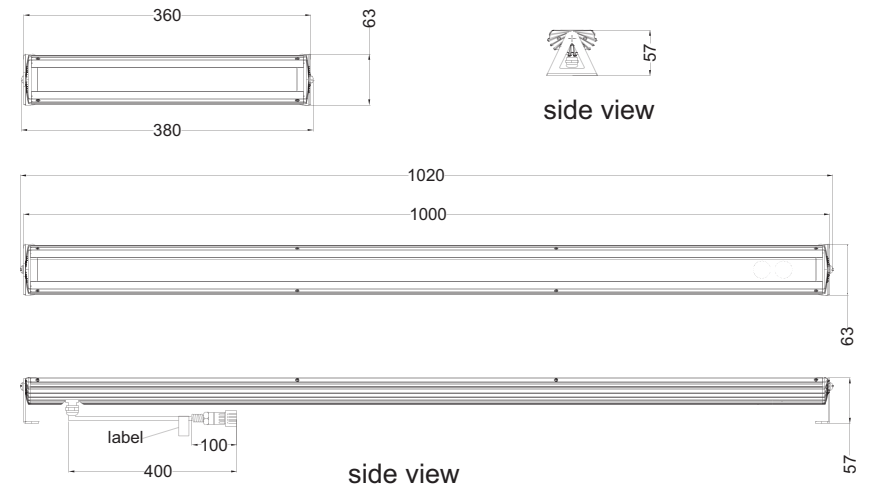
SPECIFICATION

Base specification						
Color Range	16,777,216 (24bit) additive RGB colors					
Source	1W high power LED/4R, 4G, 4B (0.36m) 1W high power LED/ 12R,12G,12B (1m)					
Source Life	MTBF=50000 hours (Typical)					
Shell	High-strength aluminum alloy					
Connector	VG95234 Connector					
Weight	0.85kg (0.36m) / 2.5kg (1m)					
Optical specifications						
Luminous Flux	Length	Cold white	Warm White	Red	Yellow	Amber
	(m)	(lm)	(lm)	(lm)	(lm)	(lm)
	0.36	867	720	480	360	480
	1	2550	2160	1440	1080	1440
Beam Angle	50° X 25°					
Projection Distance	4.6m					



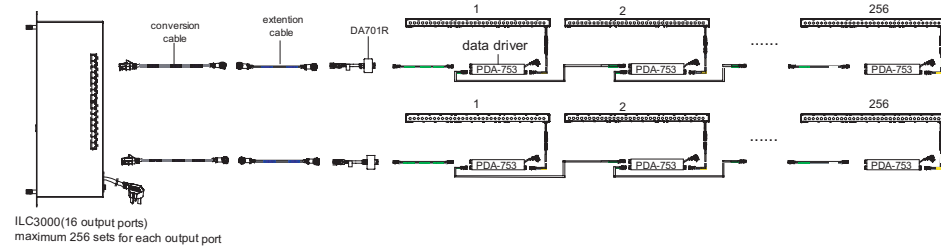
Physical Dimension:

Unit: mm

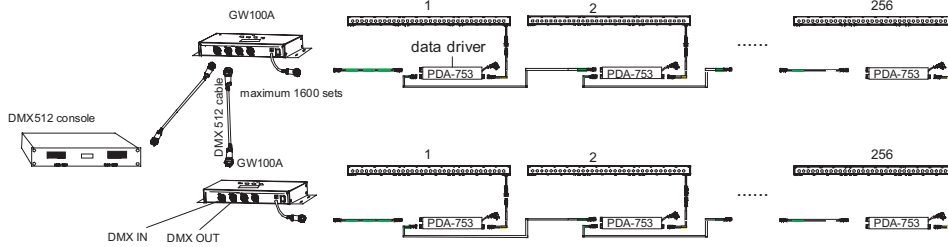


Controlling system drawing:

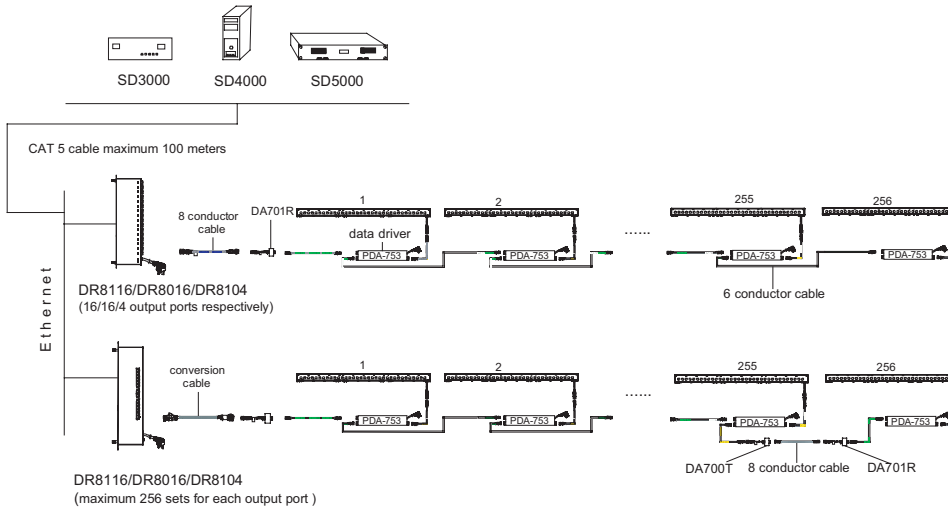
1. Standard alone system:



2. DMX controlling system:



3. Online controlling system:



Order information

101-01085-01	Red Real Painter-D length in 1 m
101-01085-02	Cold white Real Painter-D length in 1 m
101-01085-03	Warm white Real Painter-D length in 1 m
101-01085-04	Yellow Real Painter-D length in 1 m
101-01085-09	Amber Real Painter-D length in 1 m
101-01085-05	Red Real Painter-D length in 0.36 m
101-01085-06	Cold white Real Painter-D length in 0.36 m
101-01085-07	Warm white Real Painter-D length in 0.36 m
101-01085-08	Yellow Real Painter-D length in 0.36 m
101-01085-10	Amber Real Painter-D length in 0.36 m
753-0001-01	Signal driver for Real Painter-D in 0.36m
753-0001-00	Signal driver for Real Painter-D in 1m

